Cynomolgus MSLN/Mesothelin Protein

Cat. No. MSL-CM280

Description

Source	Recombinant Cynomolgus MSLN/Mesothelin Protein is expressed from HEK293 with hFc tag at the C-terminus.
	It contains Asp306-Gly590.
Accession	XP_065393170.1
Molecular Weight	The protein has a predicted MW of 58.6 kDa. Due to glycosylation, the protein migrates to 70-80 kDa based on Bis-Tris PAGE result.
Endotoxin	Less than 1EU per μg by the LAL method.
Purity	> 95% as determined by Bis-Tris PAGE
	> 95% as determined by HPLC

Formulation and Storage

Formulation	Lyophilized from 0.22μm filtered solution in PBS (pH 7.4). Normally 8% trehalose is added as protectant before lyophilization.
Reconstitution	Centrifuge the tube before opening. Reconstituting to a concentration more than 100 μg/ml is recommended. Dissolve the lyophilized protein in distilled water.
Storage	-20 to -80°C for 12 months as supplied from date of receipt. -80°C for 3 months after reconstitution. Recommend to aliquot the protein into smaller quantities for optimal storage. Please minimize freeze-thaw cycles.

Background

Mesothelin, also known as MSLN, is a protein that in humans is encoded by the MSLN gene.Cloning studies showed that the mesothelin gene encodes a precursor protein that is processed to yield mesothelin which is attached to the cell membrane by a glycophosphatidylinositol linkage and a 31-kDa shed fragment named megakaryocyte-potentiating factor (MPF). Although it has been proposed that mesothelin may be involved in cell adhesion, its biological function is not known.A knockout mouse line that lacks mesothelin reproduces and develops normally.

Assay Data

Bis-Tris PAGE

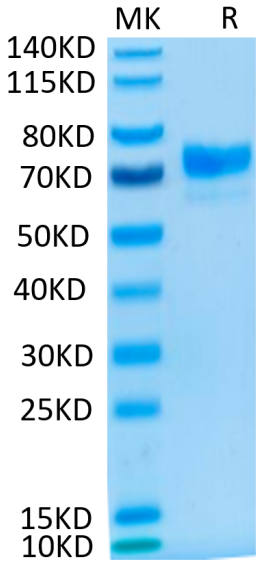

Cynomolgus MSLN on Bis-Tris PAGE under reduced condition. The purity is greater than 95%.

SEC-HPLC

Assay Data

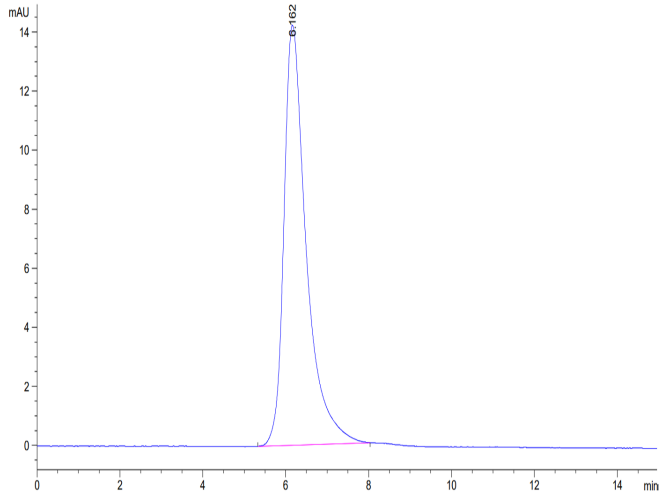

The purity of Cynomolgus MSLN is greater than 95% as determined by SEC-HPLC.

ELISA Data

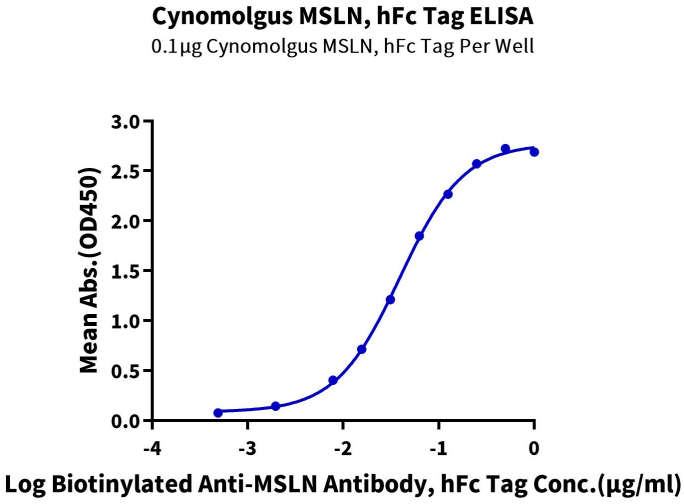

Immobilized Cynomolgus MSLN, hFc Tag at 1μg/ml (100μl/Well) on the plate. Dose response curve for Biotinylated Anti-MSLN Antibody, hFc Tag with the EC50 of 39.0ng/ml determined by ELISA (QC Test).

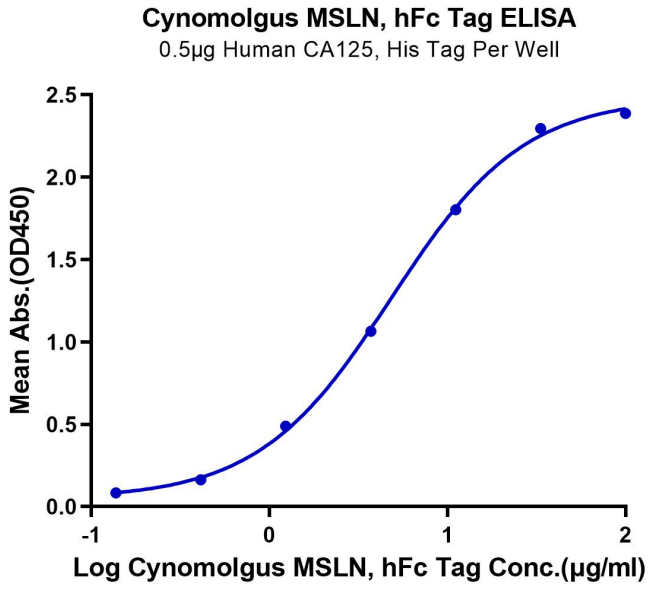

Immobilized Human CA125, His Tag at 5ug/ml (100μl/Well). Dose response curve for Cynomolgus MSLN, hFc Tag with the EC50 of 4.8μg/ml determined by ELISA.